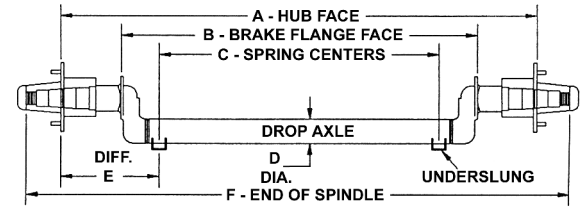
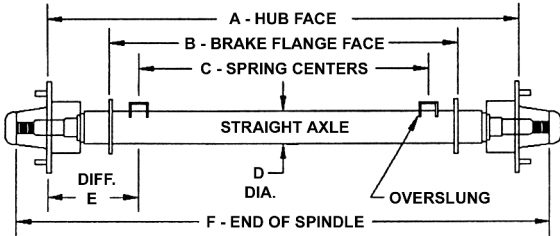


Name: \_\_\_\_\_ Customer No.: \_\_\_\_\_  
 Address: \_\_\_\_\_ Contact: \_\_\_\_\_  
 City/Prov.: \_\_\_\_\_ Postal Code: \_\_\_\_\_ P.O. No.: \_\_\_\_\_ Date Req'd: \_\_\_\_\_  
 Phone : (\_\_\_\_) \_\_\_\_\_ Courier: \_\_\_\_\_ Transport: \_\_\_\_\_  
 Fax: (\_\_\_\_) \_\_\_\_\_ Pick-up: \_\_\_\_\_ Back orders:  Save  Cancel

**Complete Order Form For Speedy Service - Fill in Customer Information and Photo-copy for Additional Orders.**



**1. QTY OF SETS** \_\_\_\_\_

**2. SPINDLE TYPE**

SINGLE (1 Axle)  STRAIGHT

TANDEM (2 Axles)  4" DROP

TRIPLE (3 Axles)  6" DROP (3500# Only)

**3. EZ-LUBE FEATURE**

YES  NO

**4. AXLE CAPACITY**

CAP/AXLE	#OF BOLTS	TUBE DIA.
<input type="checkbox"/> 2000	4 on 4	1.9"
<input type="checkbox"/> 2200	5 on 4.5	1.9"
<input type="checkbox"/> 3500	5 on 4.5	2-3/8"
<input type="checkbox"/> 5200	6 on 5.5	3"
<input type="checkbox"/> 6000	5-DMNT	3"
<input type="checkbox"/> 6008	8 on 6.5	3"
<input type="checkbox"/> 7000	8 on 6.5 (HP Brake)	3"

**5. SPRING TYPE**

SLIPPER \*  UNDER

DOUBLE EYE \*  OVER

\* Verify spring length  
\* Springs supplied will match axle capacity or specify

\_\_\_\_\_" SPRING LENGTH

NO SPRINGS (U-Bolt & Tie Plates Incl.)  NO CAMBER

SPRINGS (Not Installed)  LOOSE NO CAMBER

LOOSE SPRING PADS

**7. HUB & BRAKE OPTIONS**

H  IDLER HUBS

U  NO HUBS (Beam Only) (U-Bolt & Tie Plates incl.)

S \_\_\_\_\_

B  NO BRAKES

R  BRAKE FLANGES

A  DISC

K  ELECTRIC

E  PREWIRE

S  HYDRAULIC

Circle Qty of Braked Axle/Sets on **1 2 3**

**8. AXLE MEASUREMENTS**

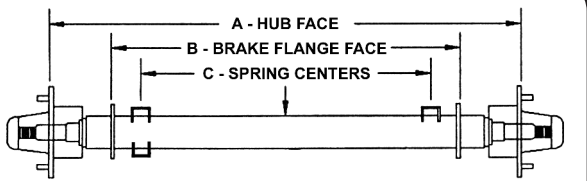
C = \_\_\_\_\_" S/C

A = \_\_\_\_\_" HF

B = \_\_\_\_\_" BFF

SAMPLE AXLE SUPPLIED

COMMENTS: \_\_\_\_\_



QUANTITY	PART NUMBER	DESCRIPTION	UNIT PRICE	TOTAL PRICE

ORDER DESK HOURS  
8:00 A.M. - 4:30 P.M.  
MON - FRI  
SHIPPING CLOSED  
12:00 - 1:00 P.M.

**AXLE ORDER FORM**  
Thank You for Your Order

Tel: 905-876-1212  
Fax: 905-878-5234 24 Hrs.